

# Adjustable Flagger Pole




*Thank you for purchasing our sign holder.*

## Included:

- An adjustable pole (4' to 8') designed for strength and ease of use (**Exhibit A**).

## Instructions:

1. Press the metal button on the body of the pole while pulling the top of the pole upward. This will either extend it longer or condense it shorter.
2. Lock the metal ball into one of the available holes on the pole to secure the desired length (**Exhibit B**).
3. Insert the foam handle of your hand-held sign into the black mounting bracket on top of the pole. Use the velcro to secure it in place (**Exhibit C**).



## Warranty:

All products and accessories are subject to a 1-year warranty from the date of purchase.

# Additional Products & Accessories



Sign Covers



12"/18"/24" Paddles



Charger/Battery



LED Vests Class 2 & 3



LED Headlamp



Poles



LED Cone Ring Light



Solar LED Signs